


External Door Ironmongery

We use 'Frank Allart' Ironmongery as we believe they offer the highest possible standards to meet the aspirations of each individual customer request. Unlike many other companies, Frank Allart offer solid brass, long lasting, high performing products with a vast variety of designs. Over time, the colour and texture variation will gradually wear and oxidize which gives more character and elegance to these items in their own specific way.

Skeleton Bolts (6522):

The skeleton bolts are compulsory for extra security on your doors. We generally use a 150mm bolt at the bottom and top of the door however, if the height is over 2250mm we will use a 300mm bolt.

Other sizes available upon request.



Below you will see 4 of the most popular standard handles that we offer. All handle designs come with either the round rose or standard backplate.


For the full document on all handle styles that we offer, including other standards and some premium handles, please let us know. The backplates come in various sizes which will also be shown on this document.

57 Series 5722

61 Series 6012

90 Series 9032

50 Series 5512



With the round rose, you will have a separate escutcheon (*1885 & 1867*)

57 Series 5753

61 Series 6123


90 Series 9023

55 Series 5523



Your quotation currently includes all ironmongery to be finished in Satin Brass Unlacquered (SBU) or Polished Brass Unlacquered (PBU) unless otherwise specified. Other finishes are available however please note that they will incur additional costs and not all finishes will be suitable for external use. Please see PDF for all other options.

You can supply your own furniture however we will need to check the compatibility.



Please see to the left both options fitted to our lock box to give you an idea of the aesthetics.

Hinges:

Butt Hinge



Bullet Hinge



Butt Hinge: These are heavy duty hinges that are already included in the cost of your quotation.

Bullet Hinge: These are also known as projection hinges, they have acquired this name as they have the facility to project further than the butt hinge. These come at an additional cost (POA).


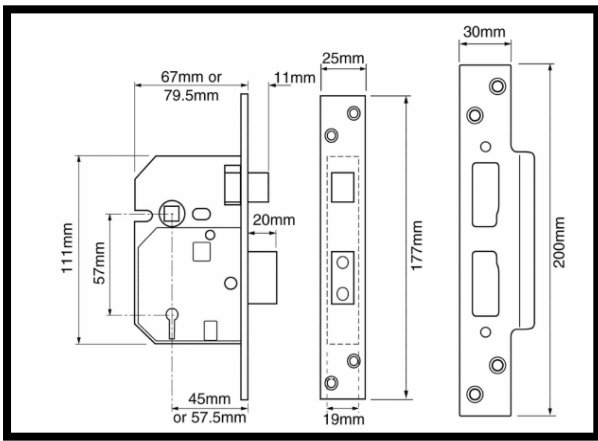
Locking:

We use a Union 2234E 5 Lever Mortice Sash Lock for all external doors, this is compulsory.

We can supply a 'keyed alike' system however you will need to check with your insurance the maximum number of locks that can operate off the same key.

Latch bolt withdrawn by lever handle from either side. Deadbolt locked or unlocked by key from either side. Can be keyed alike. Anti-pick and anti-saw security features. Kitemarked, tested to BS 3621: 2007.

More technical information is available upon request.



For double leaf doors, there will be a handle and locking system on the master leaf. On the slave leaf, there will be a concealed bolt which will enable the door to remain shut when unused and also have the ability to open and to maximise space. These are key operated. Please see image to the right.

Extras:

Cabin Hooks: These are used to pin back your doors to prevent swinging and damage being caused. This is a hook and eye device that can only be fitted onsite.


Additional £ 23.76 + VAT per leaf



Trickle Vents: These are one of several methods of increasing air-flow within a property.

Black or white only.

Additional £ 63.36 + VAT each



Restrictors: These are used to restrict the door opening to a desired angle.

Additional £ 79.20 + VAT per leaf



Kick plates: These are mainly used for aesthetic purpose however they also have the practical purpose of limiting the risk of damage to the bottom of the glass.

Additional £ 179.52 + VAT double door

Additional £ 89.76 + VAT single door



Bead Options:

Aluminium stick on bead.

Steel clip on beading is available.

This does not come as standard. *P.O.A*



Aluminium



Steel